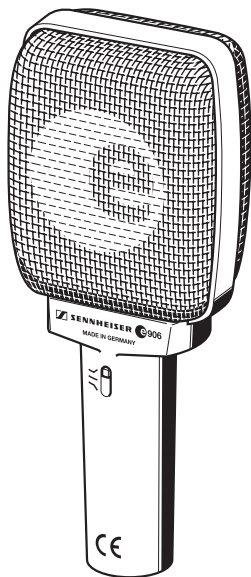


e906

Bedienungsanleitung
Instructions for use
Notice d'emploi
Istruzioni per l'uso
Instrucciones para el uso
Gebruiksaanwijzing



evolution

Bedienungsanleitung.....	3
Instructions for use	11
Notice d'emploi	19
Istruzioni per l'uso.....	27
Instrucciones para el uso.....	35
Gebruiksaanwijzing.....	43

e906

High-quality dynamic microphone with super-cardioid pick-up pattern, ideal for miking guitar amps, percussion instruments, snares and toms.

Its laterally mounted capsule has been specially developed for miking guitars amps face on and and extremely close to the signal source.

The switchable sound characteristics have been optimally adapted to the requirements of guitarists.


The super-cardioid pick-up pattern provides good isolation from other on-stage signals.

Due to its flat design, the e906 is also very suitable for use with drums, since it can easily be positioned in cramped space conditions (e.g. below the cymbals).


Features

- Vivid, powerful sound
- Sound can be shaped as needed to fit all styles of music
- Switchable presence filter
- Humbucking coil protects against electromagnetic interference
- Shock-mounted capsule
- Extremely rugged for rough stage use
- Gold-plated XLR connector

Delivery includes




-  906 microphone
- MZQ 100 microphone clamp
- Pouch
- Instructions for use
- Warranty Certificate

Adapting the sound characteristics

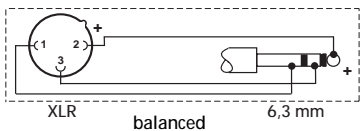
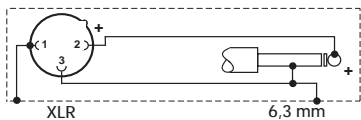
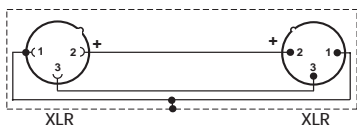
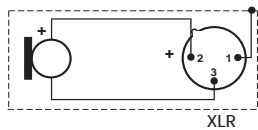
The  906 microphone features a switchable presence filter which allows to adapt the sound characteristics to the different sound requirements and styles.

The filter is adjusted via the slide switch on the microphone. To move the slide switch to a different position, use a pointed tool such as a small screwdriver.

The switch has three positions (see also the frequency response curve):




-  Boosts the presence range, the mid frequency is 4.2 kHz, e.g. for aggressive metal rhythm guitars.
-  Normal position, e.g. for classic rock.
-  Attenuates the presence range, the mid frequency is 4 kHz, e.g. for warm and smooth jazz and blues sounds.

Pin assignment of XLR-3 connector





Positioning the microphone

Loudspeaker of a guitar amplifier

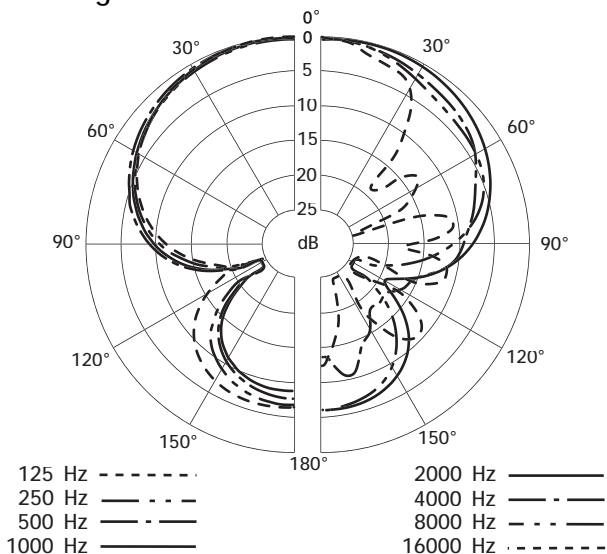
Position	Resulting sound	Commentary
	Many trebles, aggressive sound	Microphone directed towards the dome of the loudspeaker.
	Less trebles, more lower mids, smoother sound Balanced, natural sound	Good starting position: Microphone directed towards the middle between dome and surround of the loudspeaker. If necessary, turn the microphone by approx. 30° towards the surround.
	Less trebles, more lower mids, smoother sound	Microphone directed towards the surround of the loudspeaker.

Drums

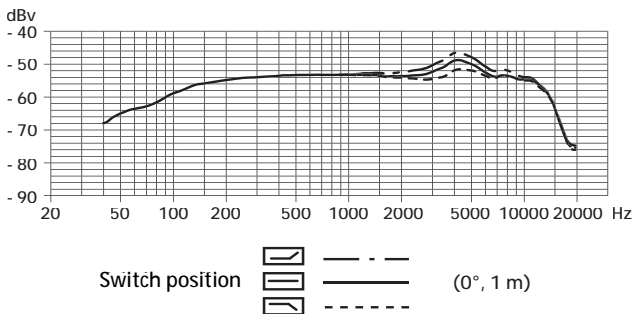
Position	Resulting sound	Commentary
	More fundamental tone, little overtones	Position on the drum: 3–5 cm above the batter head, directed towards the center of the batter head, the fundamental tone to overtones ratio can be adjusted via the angle. The most balanced results are obtained at an angle of 30–60°.
	Less fundamental tone, many overtones	

In order to prevent interference due to crosstalk between adjacent sound sources, try to position the microphone so that the interfering sound source is located in the angle area of the highest cancellation of the microphone (approx. 120°).

Polar diagram



Frequency response curve



Accessories

The following accessories are available for the 906:
MZQ 100 microphone clamp (Cat. No. 02155)

Specifications

Transducer principle	dynamic
Frequency response	40 – 18,000 Hz
Pick-up pattern	super-cardioid
Sensitivity (free field, no load)	2.2 mV/Pa (at 1 kHz)
Nominal impedance (at 1 kHz)	350 Ω
Min. terminating impedance	1 k Ω
Connector	XLR-3
Weight	140 g
Dimensions in mm	55 x 34 x 134

Overview of microphone applications

Application	Variant											
	e901	e902	e904	e905	e906	e908B	e908B ew	e908D	e908T ew	e914	e935	e945
Vocals											x	x
Choir										x		
Studio, acoustic instruments					x					x		
Orchestra										x		
Trumpets, Trombones			x			x			x			
Saxophone			x			x	x					
Acoustic guitar										x		
Acoustic bass										x		
Guitar amplifiers					x							
Bass amplifiers		x										
Leslie	x	x	x	x								
Piano, grand piano										x		
Kick Drum	x	x										
Snare Drum			x	x	x			x				
Rack toms			x	x	x	x		x				
Floor toms		x	x	x	x			x				
Congas			x		x	x		x				
Cymbals										x		
Percussion			x	x	x	x		x		x		
Overhead										x		



Konformitätserklärung

Sennheiser electronic GmbH & Co. KG erklären, dass dieses Gerät die anwendbaren CE-Normen und Vorschriften erfüllt.

Approval

Sennheiser electronic GmbH & Co. KG declare that this device is in compliance with the applicable CE standards and regulations.

Certification

Sennheiser electronic GmbH & Co. KG déclarons que cet appareil est en conformité avec les normes CE.

Certificazione


Sennheiser electronic GmbH & Co. KG dichiara che questo apparecchio risponde alle normative e alle prescrizioni CE applicabili.

Autorizacion

Sennheiser electronic GmbH & Co. KG declara que este aparato cumple las normas y directrices de la CE aplicables.

Vergunning

Sennheiser electronic GmbH & Co. KG verklaren, dat dit toestel voldoet aan de toepasselijke CE-normen en voorschriften.



Sennheiser electronic GmbH & Co. KG
30900 Wedemark, Germany
Phone +49 (5130) 600 0
Fax +49 (5130) 600 300
www.sennheiser.com